
	<h1>LIVING HOPE</h1>	
<b>REGION: MOROGORO</b>	<b>SCHOOL AVERAGE: 27.7</b>	<b>DISTRICT: MOROGORO</b>
<b>SUBJECT AND GRADE PERFORMANCE ANALYSIS</b>		

SUBJECT RANKING			
ENGLISH	34.6	69%	1
KISWAHILI	30.8	62%	2
CIVIC AND MORAL EDUCATION	30.2	60%	3
SOCIAL STUDIES	29.3	59%	4
SCIENCE	25.3	51%	5
MATHEMATICS	16.0	32%	6

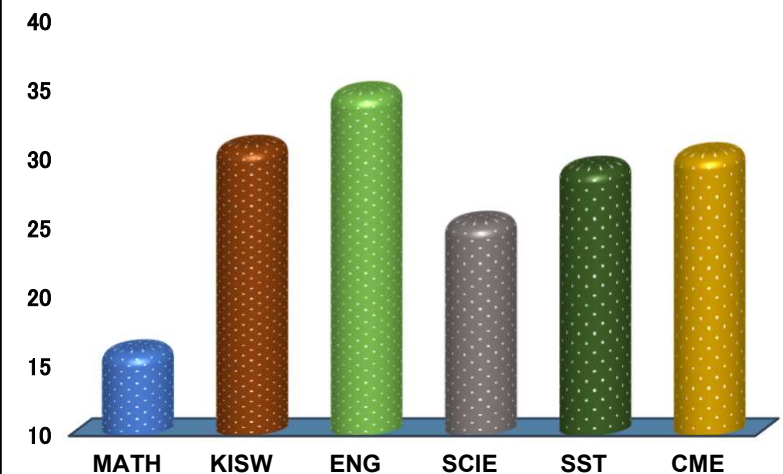
  



SUBJECT GRADE ANALYSIS					
SUBJECT/GRADE	A	B	C	D	F
MATHEMATICS	1	5	7	22	0
KISWAHILI	1	26	26	0	0
ENGLISH	9	34	9	1	0
SCIENCE	1	14	24	13	0
SOCIAL STUDIES	4	17	27	5	0
CIVIC AND MORAL	2	25	22	4	0

OVERALL GRADE ANALYSIS			
<b>A</b>	<b>0</b>	<b>53</b>	0%
<b>B</b>	<b>17</b>		21%
<b>C</b>	<b>32</b>		40%
<b>D</b>	<b>4</b>		5%
<b>F</b>	<b>0</b>		0%

CHART SUBJECT ANALYSIS



BOYS VS GIRLS PERFORMANCE				
	<b>SAT</b>		<b>SAT</b>	<b>TOTAL</b>
	<b>26</b>		<b>27</b>	<b>53</b>
<b>29%</b>		<b>26%</b>		

SEATED	53	100%
ABSENTEES	0	0%
PASSED	49	92%
FAILED	4	8%

NO	NAME	SEX	MATH		KISW		ENG		SCI		SST		CME		TOTAL	AVG	GRADE	POS
1	BENARD BONIFACE MWAMWAJA	M	36	B	36	B	41	A	38	B	42	A	43	A	236	39.3	B	1.5
2	JOSHUA DAVID HEMBULA	M	44	A	33	B	41	A	41	A	40	B	37	B	236	39.3	B	1.5
3	JONATHAN LAMECK GWAU	M	40	B	30	C	41	A	35	B	37	B	40	B	223	37.2	B	3
4	IBRAHIM KONDO ATHUMANI	M	37	B	38	B	35	B	34	B	41	A	33	B	218	36.3	B	4
5	ADAM SAID YONDU	M	19	D	41	A	43	A	29	C	43	A	39	B	214	35.7	B	5.5
6	JONATHAN TIMOTHY CHIBULA	M	29	C	37	B	41	A	39	B	35	B	33	B	214	35.7	B	5.5
7	NJAWALA MOHAMEDY MWAMPAMBA	M	32	B	34	B	37	B	35	B	39	B	35	B	212	35.3	B	7
8	EMMANUEL KORESHI IDAMA	M	31	B	36	B	41	A	32	B	38	B	32	B	210	35.0	B	8
9	FARSI ISIAKA IBRAHIM	M	13	D	34	B	46	A	32	B	42	A	38	B	205	34.2	B	9
10	NABILY YUSUPH CHONDOMA	M	15	D	39	B	40	B	36	B	35	B	30	C	195	32.5	B	10
11	EMMANUEL PAUL JOHN	M	19	D	32	B	44	A	31	B	36	B	32	B	194	32.3	B	11
12	GLORIA BROWN MAGAVA	F	24	C	33	B	36	B	31	B	39	B	29	C	192	32.0	B	12
13	HONORATHA SOSPETER MUENJWA	F	22	C	33	B	35	B	27	C	36	B	37	B	190	31.7	B	13
14	ESTHER JUSTINE MAGOWA	F	13	D	36	B	40	B	32	B	34	B	34	B	189	31.5	B	14.5
15	KHALIMA KONDO MWAMPEPO	F	20	D	36	B	39	B	30	C	31	B	33	B	189	31.5	B	14.5
16	SHARIFA RAMADHANI MUTALEMWA	F	7	E	37	B	39	B	26	C	36	B	41	A	186	31.0	B	16
17	DORCAS MESHARK MAKENGE	F	11	D	34	B	39	B	33	B	31	B	37	B	185	30.8	B	17
18	DORCAS DEUS MUSHI	F	30	C	31	B	34	B	29	C	31	B	26	C	181	30.2	C	18
19	BLESSING MERCY GIVEN	F	9	E	31	B	41	A	30	C	33	B	34	B	178	29.7	C	19
20	FABIAN CLAUDIUS MGINA	M	16	D	31	B	38	B	24	C	29	C	35	B	173	28.8	C	20
21	LOVENESS BERNAD MAHUNDU	F	21	C	30	C	34	B	25	C	30	C	31	B	171	28.5	C	21
22	SAMSON WILLIUM MGAYA	M	17	D	32	B	35	B	27	C	28	C	31	B	170	28.3	C	22
23	MUSA SAMWEL ITUNGI	M	23	C	30	C	31	B	26	C	30	C	29	C	169	28.2	C	23.5
24	NASRA MOHAMED MKOPI	F	10	E	27	C	37	B	31	B	32	B	32	B	169	28.2	C	23.5
25	OMARY SHAFII MATAKA	M	19	D	29	C	37	B	28	C	24	C	29	C	166	27.7	C	25

NO	NAME	SEX	MATH		KISW		ENG		SCI		SST		CME		TOTAL	AVG	GRADE	POS
26	NELYA JOSEPH MU YA	F	12	D	27	C	37	B	25	C	29	C	35	B	165	27.5	C	26
27	RAHEL DAVID MBINDA	F	13	D	30	C	33	B	31	B	24	C	29	C	160	26.7	C	27
28	DORCAS EMMENU EL KULWA	F	14	D	29	C	37	B	21	C	28	C	30	C	159	26.5	C	28
29	GLORY EXAUD MNZERU	F	10	E	36	B	37	B	20	D	27	C	28	C	158	26.3	C	29
30	EMMANUEL HERINI SIMONI	M	29	C	28	C	30	C	24	C	28	C	18	D	157	26.2	C	30
31	MATLIDA GODFREY MACORWA	F	12	D	31	B	33	B	27	C	29	C	24	C	156	26.0	C	31
32	PETER SWEETBERT MWAMPIZI	M	18	D	28	C	32	B	22	C	21	C	33	B	154	25.7	C	33
33	GLADNESS NATHARINE UGULUMO	F	6	E	31	B	34	B	21	C	33	B	29	C	154	25.7	C	33
34	SHADYA YUSUPH SALEH	F	8	E	27	C	38	B	23	C	26	C	32	B	154	25.7	C	33
35	PRECIOUS AMAN KALUA	F	11	D	32	B	32	B	22	C	22	C	33	B	152	25.3	C	35
36	MERCY JOSEPH MALAKI	F	14	D	30	C	29	C	21	C	25	C	32	B	151	25.2	C	36
37	LUBANGO ISAACK KISHIWA	M	7	E	32	B	34	B	19	D	26	C	32	B	150	25.0	C	37
38	HANS ANTONY NANACHI	M	13	D	29	C	36	B	17	D	26	C	28	C	149	24.8	C	38
39	AMINA ATHUMANI RAMADHANI	F	6	E	31	B	31	B	22	C	27	C	30	C	147	24.5	C	39
40	PRISCA NICOLAUSI MHEPELA	F	6	E	30	C	35	B	20	D	21	C	30	C	142	23.7	C	40
41	TALIQ JUMA RASHID	M	14	D	21	C	28	C	23	C	29	C	23	C	138	23.0	C	41
42	JASMIN HAMIS KATUGA	F	3	E	26	C	33	B	19	D	25	C	30	C	136	22.7	C	42
43	ABRAHAM ALEXANDER MWAIGWISYA	M	9	E	25	C	33	B	16	D	24	C	26	C	133	22.2	C	43.5
44	AUGUSTINO MICHAEL MBAPILA	M	11	D	27	C	30	C	24	C	23	C	18	D	133	22.2	C	43.5
45	DORICE GEORGE CHARLES	F	8	E	26	C	31	B	22	C	21	C	24	C	132	22.0	C	45
46	ACKLAM MAHAMUD SHABAN	M	12	D	25	C	29	C	19	D	19	D	27	C	131	21.8	C	46
47	ROBERT VENANCE MAGESA	M	5	E	29	C	24	C	18	D	26	C	25	C	127	21.2	C	47
48	PASCAL MADUGA BANZI	M	5	E	27	C	30	C	12	D	19	D	33	B	126	21.0	C	48
49	HERIETH JOSEPH MOMOLO	F	7	E	26	C	22	C	20	D	27	C	22	C	124	20.7	C	49
50	MARY SADICK DUNIA	F	8	E	28	C	24	C	13	D	22	C	25	C	120	20.0	D	50

NO	NAME	SEX	MATH		KISW		ENG		SCI		SST		CME		TOTAL	AVG	GRADE	POS
51	BOHORA SALAMBA KIBARENI	M	6	E	21	C	31	B	15	D	20	D	23	C	116	19.3	D	51
52	EVALINE ADAM MWANTENGULE	F	8	E	26	C	31	B	14	D	19	D	16	D	114	19.0	D	52
53	HUSNA JUMA MZERU	F	17	D	33	B	17	D	10	E	13	D	18	D	108	18.0	D	53